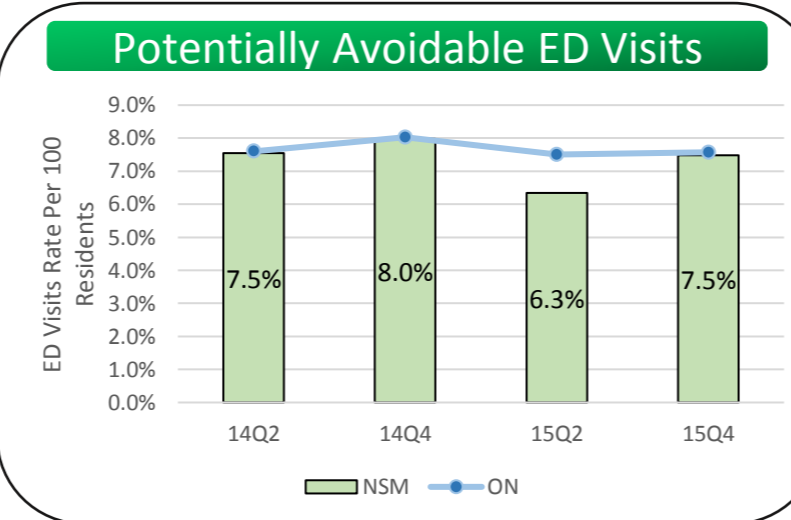
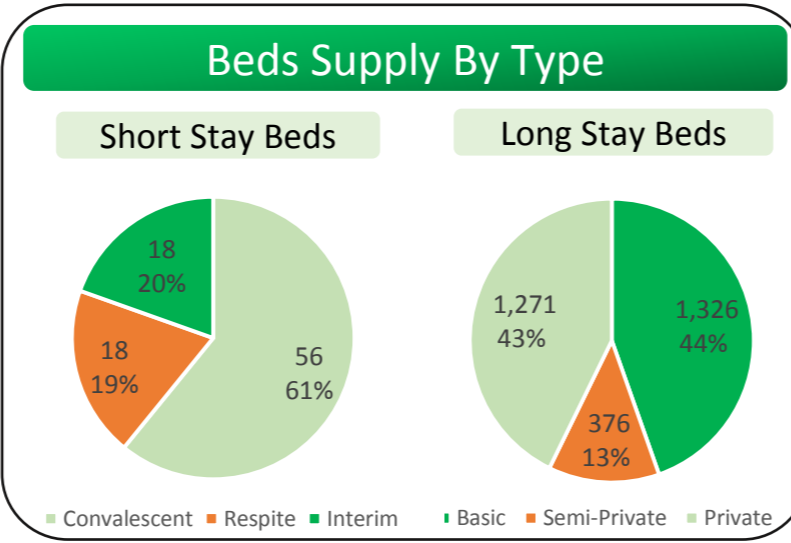
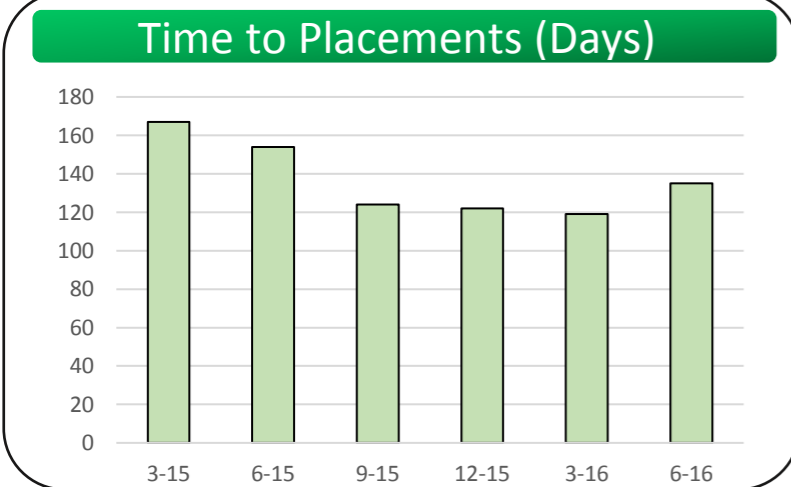
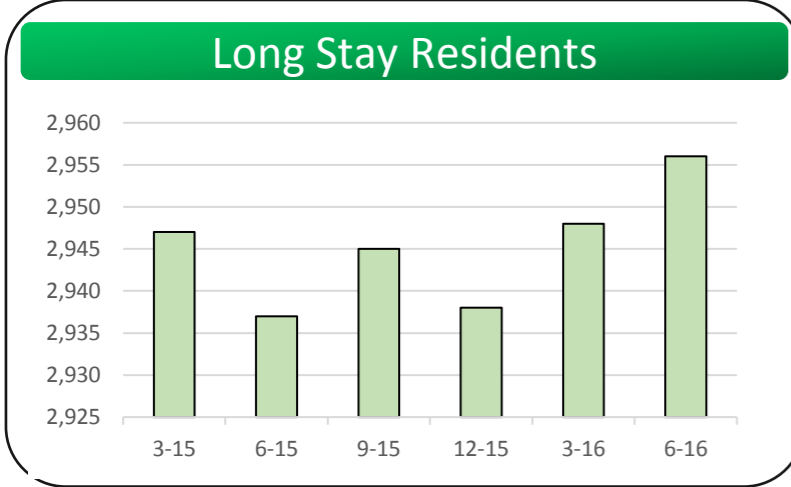
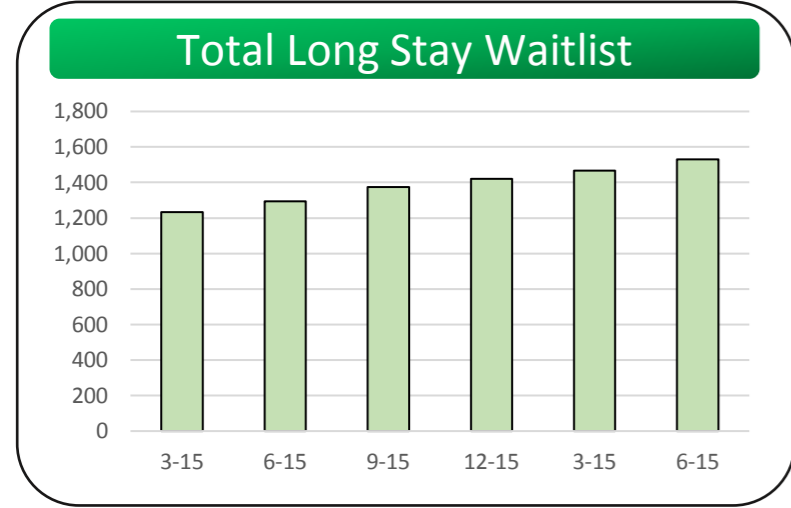


LHIN Dashboard - North Simcoe Muskoka



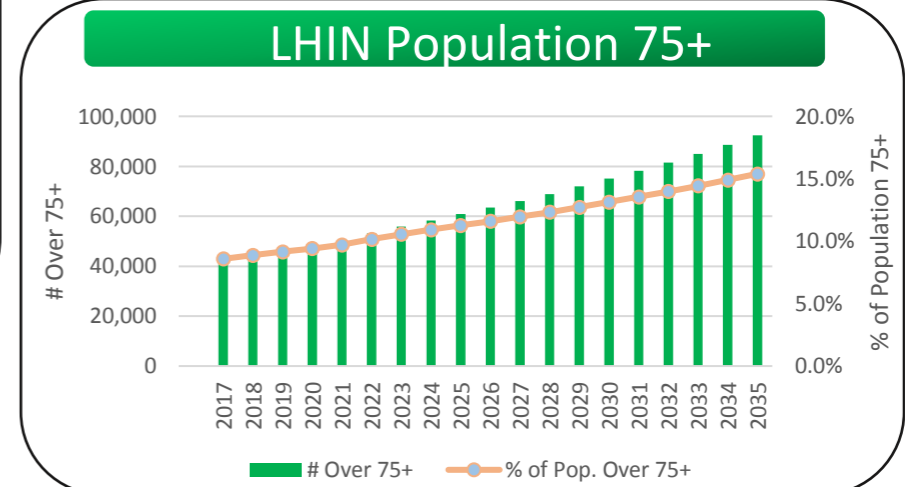
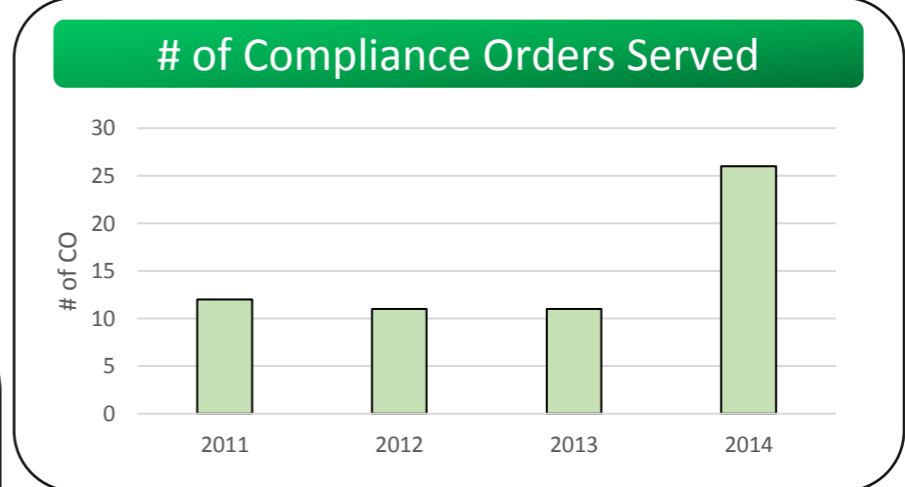
Updated: April 2017

Homes	Beds	Long Stay Beds	Short Stay Beds	Basic Beds	Preferred Beds	2015-16 Payments to LTCHs	Long Stay Utilization	Median Home Size
26	3,065	2,973	92	1,326	1,647	\$140,687,279	99.4%	113



CIHI Quality Indicators

Indicator	% of Residents			Chg.
	FY13-14	FY14-15	FY15-16	
% Restraints	4.7	4.7	3.6	▽
% Falls	16.0	16.9	18.1	△
% Ulcer	2.7	3.1	3.0	△
% Anti-Psychotics	30.9	27.2	22.4	▽
% Pain	7.2	6.4	5.1	▽
% Mood	25.3	25.4	23.9	▽
% Imp. Phy. Func.	32.0	29.5	28.6	▽
% Worsed Phy Func.	41.2	39.2	37.4	▽
% Worsened Pain	12.5	12.2	11.1	▽



Updated: April 2017

Sector and LHIN Dashboard

Background: The Provincial and LHIN Dashboard provides information on Ontario's long term care homes (LTCHs) related to resident demographics, quality indicators, waitlist and wait times. This information is gathered from various data sources that are available at different times throughout the year, and as such, some numbers may not be available. Please note that the information on the dashboard is the most recent available as per date of publication. Please refer to the direct data source for the most up-to-date information.

Payments to LTCH: The amount of payment transfers from the LHIN to the long term care homes within the LHIN. Data based on Public Accounts of Ontario. For the provincial data, data is based on the Ontario Budget document.

Long Stay Utilization: The percentage of long stay beds occupied by a resident. Note that this percentage is based on a point in time.

Total Long Stay Waitlist: Number of individuals waiting for a LTC long stay bed. This excludes individuals who are already occupying a permanent or interim bed. This information describes the demand of LTC beds in Ontario.

Quality Indicators: Shows the province or the LHIN's CIHI Quality Indicators (QI) from FY2012 to FY2014. All 9 indicators are from CIHI YourHealthSystem website. These metrics may be helpful in understanding the quality of care provided.

% Restraints: This indicator shows the percentage of residents, who are in daily physical restraints.

% Falls: Shows the percentage of residents, who fell in the 30 days leading up to the date of their quarterly clinical assessment.

% Ulcer: This indicator shows the percentage of residents whose stage 2 to 4 pressure ulcer had worsened since the previous assessment.

% Anti-Psychotics: This indicator shows the percentage of residents, who are prescribed antipsychotic drugs without a diagnosis of psychosis.

% Pain: This indicator shows the percentage of residents who experienced pain.

% Mood: This indicator shows the percentage of residents whose mood, due to symptoms of depression, has worsened.

% Imp. Phy. Func.: This indicator shows the percentage of residents with improved physical function.

% Wor. Phy. Func.: This Indicator shows the percentage of residents with worsened physical function.

% Wor. Pain: This indicator shows the percentage of residents with worsened pain.

Long Stay Residents: Number of long stay residents occupying a long stay bed in the province or in the LHIN.

Bed Supply by Type: Shows the breakdown of beds by long stay beds (basic, semi-private, private) and by short stay beds (convalescent, interim, respite)

Compliance Orders Issued: Shows the number of compliance orders (COs) issued by the Ministry inspection program to the home. Each record period starts from July 1 to June 30 for the years 2011-2014. Note that between 2011 and today, the ministry continues to modify its inspection process, increasing the number of annual inspections and focus on risk.

Time to Placement (days): Median number of days, during the past 3 months, from application to placement of clients in long stay bed.

Potential Avoidable ED Transfers: The number of potentially avoidable visits to the emergency department (ED) made by residents, per 100 LTCH residents.

ON Population: Shows the population forecast (number and percentage) of individuals 75 years and older over the next 20 years.

If you have any questions, comments, or suggestions, please contact Tommy Wong at twong@oltca.com.

Updated: April 2017